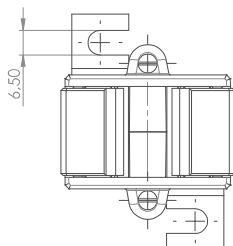
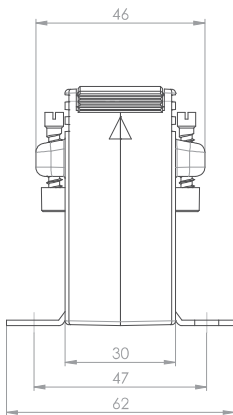
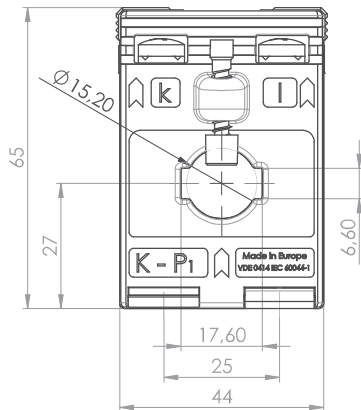


ASK 176.3



Aufsteck-Stromwandler



- Schiene 1 17 x 6 mm
- Rundleiter 15,2 mm
- Baubreite 45 mm
- Bauhöhe 65 mm
- Bautiefe gesamt 46 mm



Primärstrom [A]	Bürde [VA]	Sekundärstrom [A] / Klasse			
		5 A Kl. 1 Best.-Nr.	5 A Kl. 0,5 Best.-Nr.	1 A Kl. 1 Best.-Nr.	1 A Kl. 0,5 Best.-Nr.
75	1,5	1001020006009		1001020206009	
80	1,5	1001020006010		1001020206010	
100	1		1001020005007		1001020205007
	2	1001020006001		1001020206001	
125	1,5		1001020005008		1001020205008
	2,5	1001020006002		1001020206002	
150	1,5	1001020006007	1001020005001	1001020206007	1001020205001
	2,5	1001020006003	1001020005006	1001020206003	1001020205006
160	2,5	1001020006004	1001020005004	1001020206004	1001020205004
200	2,5	1001020006005	1001020005002	1001020206005	1001020205002
250	2,5	1001020006008	1001020005003	1001020206008	1001020205003
	3,75	1001020006006		1001020206006	

		Best.-Nr.
	Schnappbefestigung Form E	10055013
	Plombierplatte	-