
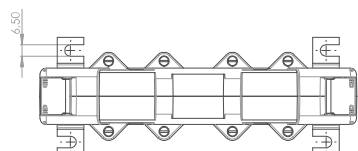
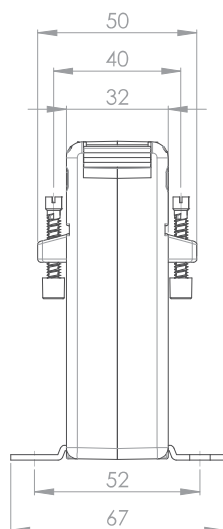
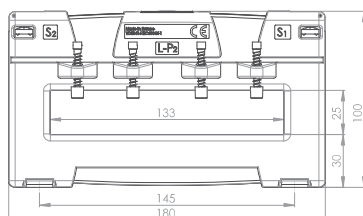


ASK 130.3

Aufsteck-Stromwandler



Schiene 1 130 x 25 mm
 Rundleiter 25 mm
 Baubreite 180 mm
 Bauhöhe 100 mm
 Bautiefe gesamt 50 mm



Primärstrom [A]	Bürde [VA]	Sekundärstrom [A] / Klasse				
		5 A Kl. 1 Best.-Nr.	5 A Kl. 0,5 Best.-Nr.	5 A Kl. 0,2s Best.-Nr.	1 A Kl. 1 Best.-Nr.	1 A Kl. 0,5 Best.-Nr.
300	2,5	100I50-1900D	100I50-1901D		100I50-1910D	100I50-1911D
	5	100I50-1900F	100I50-1901F		100I50-1910F	100I50-1911F
400	2,5	100I50-2000D	100I50-2001D		100I50-2010D	100I50-2011D
	5	100I50-2000F	100I50-2001F		100I50-2010F	100I50-2011F
	10	100I50-2000H			100I50-2010H	
500	2,5	100I50-2100D	100I50-2101D		100I50-2110D	100I50-2111D
	5	100I50-2100F	100I50-2101F		100I50-2110F	100I50-2111F
	10	100I50-2100H	100I50-2101H		100I50-2110H	100I50-2111H
600	2,5	100I50-2200D	100I50-2201D		100I50-2210D	100I50-2211D
	5	100I50-2200F	100I50-2201F		100I50-2210F	100I50-2211F
	10	100I50-2200H	100I50-2201H		100I50-2210H	100I50-2211H
750	2,5	100I50-2300D	100I50-2301D	100V50-2304D	100I50-2310D	100I50-2311D
	5	100I50-2300F	100I50-2301F		100I50-2310F	100I50-2311F
	10	100I50-2300H	100I50-2301H		100I50-2310H	100I50-2311H
	15	100I50-2300J	100I50-2301J		100I50-2310J	100I50-2311J
1000	5	100I50-2500F	100I50-2501F	100V50-2504F	100I50-2510F	100I50-2511F
	10	100I50-2500H	100I50-2501H	100V50-2504H	100I50-2510H	100I50-2511H
	15	100I50-2500J	100I50-2501J		100I50-2510J	100I50-2511J
	30	100I50-2500L			100I50-2510L	
1200	5	100I50-2600F	100I50-2601F	100V50-2604F	100I50-2610F	100I50-2611F
	10	100I50-2600H	100I50-2601H	100V50-2604H	100I50-2610H	100I50-2611H
	15	100I50-2600J	100I50-2601J		100I50-2610J	100I50-2611J
	30	100I50-2600L			100I50-2610L	
1250	5	100I50-2700F	100I50-2701F	100V50-2704F	100I50-2710F	100I50-2711F
	10	100I50-2700H	100I50-2701H	100V50-2704H	100I50-2710H	100I50-2711H
	15	100I50-2700J	100I50-2701J	100V50-2704J	100I50-2710J	100I50-2711J
	30	100I50-2700L			100I50-2710L	
1500	5	100I50-2800F	100I50-2801F	100V50-2804F	100I50-2810F	100I50-2811F
	10	100I50-2800H	100I50-2801H	100V50-2804H	100I50-2810H	100I50-2811H
	15	100I50-2800J	100I50-2801J	100V50-2804J	100I50-2810J	100I50-2811J
	30	100I50-2800L	100I50-2801L		100I50-2810L	100I50-2811L
1600	5	100I50-2900F	100I50-2901F	100V50-2904F	100I50-2910F	100I50-2911F
	10	100I50-2900H	100I50-2901H	100V50-2904H	100I50-2910H	100I50-2911H
	15	100I50-2900J	100I50-2901J	100V50-2904J	100I50-2910J	100I50-2911J
	30	100I50-2900L	100I50-2901L		100I50-2910L	100I50-2911L

		Best.-Nr.
	Schnappbefestigung	-
	Plombierplatte	-