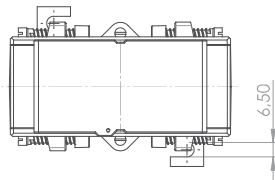
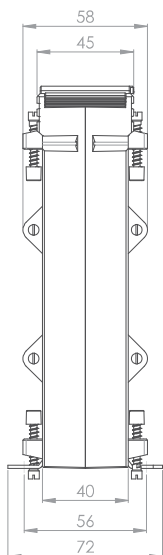
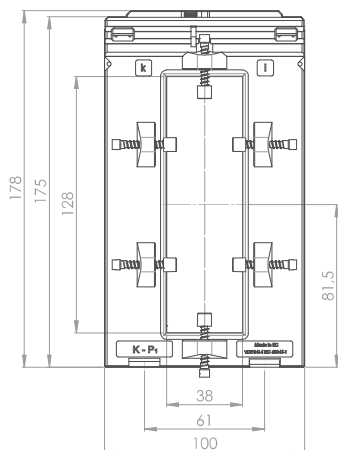


## ASK 128.4

### Aufsteck-Stromwandler



Schiene 1            128 x 38 mm  
 Rundleiter            38 mm  
 Baubreite            100 mm  
 Bauhöhe              175 mm  
 Bautiefe gesamt    58 mm



Primärstrom [A]	Bürde [VA]	Sekundärstrom [A] / Klasse			
		5 A Kl. 1 Best.-Nr.	5 A Kl. 0,5 Best.-Nr.	1 A Kl. 1 Best.-Nr.	1 A Kl. 0,5 Best.-Nr.
400	2,5	10094041	10094011	10094241	10094211
	5	10094042		10094242	
500	2,5	10094043	10094013	10094243	10094213
	5	10094044		10094244	
600	2,5	10094045	10094015	10094245	10094215
	5	10094046		10094246	
750	2,5	10094047	10094017	10094247	10094217
	5	10094048		10094248	
800	5	10094049	10094019	10094249	10094219
	10	10094050		10094250	
1000	10	10094051	10094021	10094251	10094221
	15	10094052		10094252	
1200	10	10094053	10094023	10094253	10094223
	15	10094054		10094254	
1250	10	10094055	10094025	10094255	10094225
	15	10094056		10094256	
1500	15	10094057	10094027	10094257	10094227
	30	10094058		10094258	
2000	15	10094059	10094029	10094259	10094229
	30	10094060		10094260	
2500	15	10094061	10094031	10094261	10094231
	30	10094062		10094262	

		Best.-Nr.
	Schnappbefestigung	-
	Plombierplatte Form C	10059042